
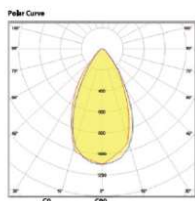
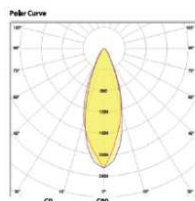
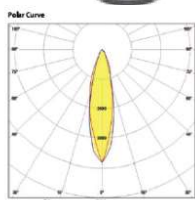
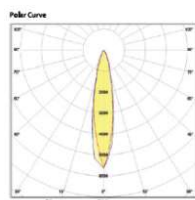
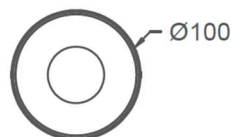
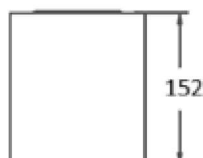
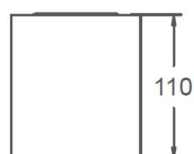




CEDO-R10 (20W)

CEDO-R11(30W)



TECHNICAL DATA

Product Code	BLU-CEDO-R	
Wattage	16.5W & 30W	
Luminous Flux	16.5W	30W
	2700K – 1980lm	3600lm
	3000K – 1990lm	3620lm
	4000K – 2000lm	3640lm
	6000K – 2100lm	3660lm
Luminous Efficacy	>120lm/W available on request	
SDCM	<3	
CRI	>83/93	
Beam Angle	15°/24°/36°/55°	
Input Voltage	36VDC	
LED Driver	Integral (ON/OFF)	
Control	Switched/0-10V/DALI (Remote)	
Body Material	Aluminum	
Optics	PMMA	
IP Rating	IP65	
Working Temperature	-15°C to 50°C	
Rated Life	50,000Hrs (L80)	

IK06

ORDER INFORMATION

Product Code	XX	YY	ZZ
BLU-CEDO-R10-16.5W	8 – 83 Ra	27 – 2700K	15 – 15D
BLU-CEDO-R11-30W	9 – 93 Ra	30 – 3000K	24 – 24D
		40 – 4000K	36 – 36D
		60 – 6000K	55 – 55D

Example: BLU-CEDO-R10-20W-827-15

Specification subject to change without notice