
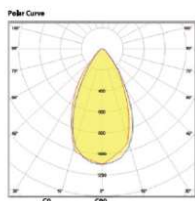
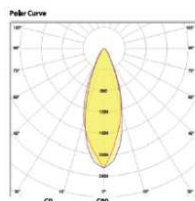
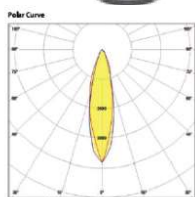
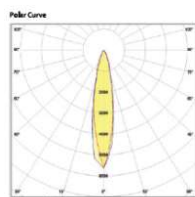
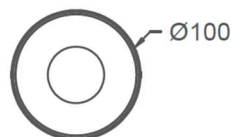
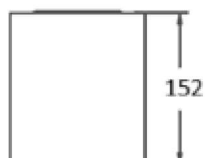
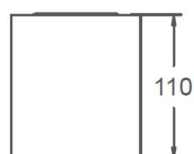




CEDO-R10 (20W)

CEDO-R11(30W)



TECHNICAL DATA

<i>Product Code</i>	BLU-CEDO-R	
<i>Wattage</i>	20W & 28W	
<i>Luminous Flux</i>	20W	28W
	2700K – 2000lm	2800lm
	3000K – 2020lm	2840lm
	4000K – 2040lm	2880lm
	6000K – 2060lm	2920lm
<i>Luminous Efficacy</i>	>100lm/W	
<i>SDCM</i>	<3	
<i>CRI</i>	>83/93	
<i>Beam Angle</i>	15°/24°/36°/55°	
<i>Input Voltage</i>	36VDC	
<i>LED Driver</i>	Integral (ON/OFF)	
<i>Control</i>	Switched/0-10V/DALI (Remote)	
<i>Body Material</i>	Aluminum	
<i>Optics</i>	PMMA	
<i>IP Rating /IK rating</i>	IP65 /IK08	
<i>Working Temperature</i>	-15°C to 50°C	
<i>Rated Life</i>	50,000Hrs (L80)	

ORDER INFORMATION

Product Code	XX	YY	ZZ
BLU-CEDO-R10-20W	8 – 83 Ra	27 – 2700K	15 – 15D
BLU-CEDO-R11-28W	9 – 93 Ra	30 – 3000K	24 – 24D
		40 – 4000K	36 – 36D
		60 – 6000K	55 – 55D

Example: BLU-CEDO-R10-20W-827-15

Specification subject to change without notice