



**IESNA
SUSTAINING
MEMBER**

Ref. No.: LCZF20060379

Version: 1.0

Date of issue: Jul. 8, 2020

Total pages: 12



Test report of

IES LM-79-08

Approved Method: Electrical and Photometric Measurements of Solid-State Lighting Products

Rendered to:

Imminent Teknologies Limited

Suite 5, Valley Towers, Valley Road, Birkirkara BKR9022, Malta

For products:

LED bulk head

Models No.:

BLU-BULKZ-OVG-13W-840-B

Test Date: Jul. 1, 2020

Test Lab.: **LCTECH Guangdong Testing Services Co., Ltd.**

2/F., Technology and Enterprise Development Center, Guangyuan Road, Xiaolan, Zhongshan, Guangdong, China

Tel:+86-760-22833366

Fax:+86-760-22833399

E-mail:Service@lccert.com

http://www.lccert.com

Test Sites: 1/F., Building I, Technology and Enterprise Development Center, Guangyuan Road, Xiaolan, Zhongshan, Guangdong, China

Template No.: LC-RT-PL-001 Rev.1.4

Test Note: /

Complied by:

Kargel Yuan

Jul. 8, 2020

Reviewed by:

Lin Qiu

Jul. 8, 2020

The duplication of this report or parts of it and its use for advertising purposes is only allowed with permission of the testing laboratory. This report contains the result of the examination of the product sample submitted by the applicant. A general statement concerning the quality of the products from the series manufacture cannot be derived therefore. This report must not be used by the customer to claim product certification, approval or endorsement by NVLAP, NIST, or any agency of the Federal Government.



Table of Contents

1. General	3
1.1 Product Information	3
1.2 Standards or methods	4
1.3 Equipment list	4
2. Test conducted and method	5
2.1 Ambient Condition	5
2.2 Power Supply Characteristics	5
2.3 Seasoning and Stabilization	5
2.4 Electrical Instrumentation	5
2.5 Color Measurement Method	5
2.6 Total Luminous Flux Measurement Method	5
2.7 Luminous Intensity Distribution Measurement Method	5
2.8 Spatial Non-uniformity of Chromaticity	5
3. Test Result Summary	6
3.1 Electrical data	6
3.2 Photometric data	6
3.3 Color Rendering Details	6
4. Test Data	7
4.1 Spectral Distribution	7
4.2 ANSI Chromaticity Quadrangles Diagram	7
4.3 Goniometry Test Data	8
4.4 Zonal Lumen Summary	8
4.5 Polar Curves	9
4.6 Candela Tabulation	10
Appendix A Product Photo	12



LCTECH



1. General

1.1 Product Information

Brand Name	BLUi
Product Type	LED bulk head
Model Number	BLU-BULKZ-OVG-13W-840-B
Rated Inputs	100-277VAC, 50/60Hz
Rated Power	13W
Rated Light output	1080lm
Declared CCT	4000K
Power Supply	Built in
LED Package, Array or Module	Samsung
Receipt Samples	1 unit
Sample Code of lab.	200630108001
Date of Receipt Samples	Jun. 30, 2020
Note	-

1.2 Standards or methods

The following standards are partly or totally used or referenced for test:

No.	Name
ANSI/NEMA/ ANSLG C78.377-2011 or 2015 or 2017	Specifications for the Chromaticity of Solid State Lighting Products
ANSI C82.77-2002	Harmonic Emission Limits—Related Power Quality Requirements for Lighting Equipment
CIE Pub. No. 13.3-1995	Method of Measuring and Specifying Color Rendering of Light Sources
CIE Pub. No. 15:2004	Colorimetry
IES LM-79-08	Electrical and Photometric Measurements of Solid-State Lighting Products

1.3 Equipment list

Instrument	ID	Model name	Cal. date	Next cal. Date
AC Power supply	LC-I-987	APW-120N	2020-01-06	2021-01-05
AC Power supply	LC-I-989	APW-120N	2020-01-06	2021-01-05
Power analyzer	LC-I-928	WT210	2019-12-29	2020-12-28
Power analyzer	LC-I-954	WT210	2019-12-26	2020-12-25
Multimeter	LC-I-972	Fluke 17B	2019-07-29	2020-07-28
Photometric colorimetric electric system** (2 meter sphere)	LC-I-956	HAAS-2000	Before use	Before use
Standard lamp***	LC-PL-I-011	D204C	2019-08-01	2020-07-31
Luminous Flux Standard Lamp****	LC-PL-I-003	24V100W	2019-08-01	2020-07-31
Goniophotometer(with mirror)	LC-I-902	GMS2000	2020-04-23	2021-04-22
Wireless temperature transmitter	LC-I-PL-008	DWLR-DLR	2020-01-03	2021-01-02
Wireless temperature transmitter	LC-I-PL-009	DWLR-DLR	2020-01-03	2021-01-02

Note:

* Bandwidth of spectroradiometer is 1 nm.

** halogen lamp, 100W, omni-directional type, and its traceability to NIM.

*** halogen lamp, 100W, omni-directional type, and its traceability to NIM.

2. Test conducted and method

The luminaire was operated at least 2 hours to reach stabilization and temperature equilibrium before test.

2.1 Ambient Condition

The ambient temperature in which measurements are being taken was maintained at $25\text{ }^{\circ}\text{C} \pm 1\text{ }^{\circ}\text{C}$; the air flow around the sample(s) being tested did not affect the performance.

2.2 Power Supply Characteristics

The AC power supply had a sinusoidal voltage wave shape at the prescribed frequency (50 Hz) such that the RMS summation of the harmonic components does not exceed 3 percent of the fundamental during operation of the test item.

The voltage of AC power supply (RMS voltage) applied to the device under test was regulated to within ± 0.2 percent under load.

2.3 Seasoning and Stabilization

No seasoning was performed in accordance with IESNA LM-79-08. And before the measurement, the sample was stabilized until the light output and power variations were less than 0.5% in 30 minutes intervals (3 readings, 15 minutes apart).

2.4 Electrical Instrumentation

The calibration uncertainties of the instruments for AC voltage and current were less than 0.2 percent, and the calibration uncertainty of the AC power meter was less than 0.5 percent (95 % confidence interval, $k=2$).

2.5 Color Measurement Method

Spectral radiant flux was measured by a sphere (2 meter)-spectroradiometer system, and the color characteristics (Color rendering index, correlated color temperature, chromaticity coordinate) were calculated from these by software automatically.

2.6 Total Luminous Flux Measurement Method

Total luminous flux was measured by type C goniophotometer system.

Light intensity distribution was measured by a type C goniophotometer (with mirror) which can keep the sample in burn position when the tests conduct, and the total luminous flux was calculated from the intensity data by software automatically.

2.7 Luminous Intensity Distribution Measurement Method

Luminous intensity distribution was measured by a mirror-type goniophotometer (Type C) which can keep the sample in burn position when the tests conduct, and the kinds of graph were generated by software automatically.

2.8 Spatial Non-uniformity of Chromaticity

The customer did not require this measurement.

3. Test Result Summary

3.1 Electrical data

Criteria Item	Result(Sphere)	Result(Goniophotometer)
Input Voltage & Frequency	229.99 V~50Hz	230.02 V~50Hz
Input Current(A)	0.113	0.110
Total Power(W)	12.85	12.72
Power Factor	0.496	0.505
I-THD	-	-
Off-state Power(W)	-	-

3.2 Photometric data

Criteria Item	Result(Sphere)	Result(Goniophotometer)
Total Lumens(lm)	-	866.94
Luminaire Efficacy(Lm/W)	-	68.16
Correlated Color Temperature (CCT)(K)	4024	-
Color Rendering Index (CRI)	81.0	-
R9	1	-
Chromaticity Coordinate (x,y)	x = 0.3812 y = 0.3831	-
Chromaticity Coordinate (u,v)	u = 0.2231 v = 0.3363	-
Chromaticity Coordinate (u',v')	u' = 0.2231 v' = 0.5045	-
Duv	0.0027	-
Zone Lumens between 0-60 °	-	19.50%
Beam Angle(50%Imax)	-	C0/180=338.4° C90/270=183.2°

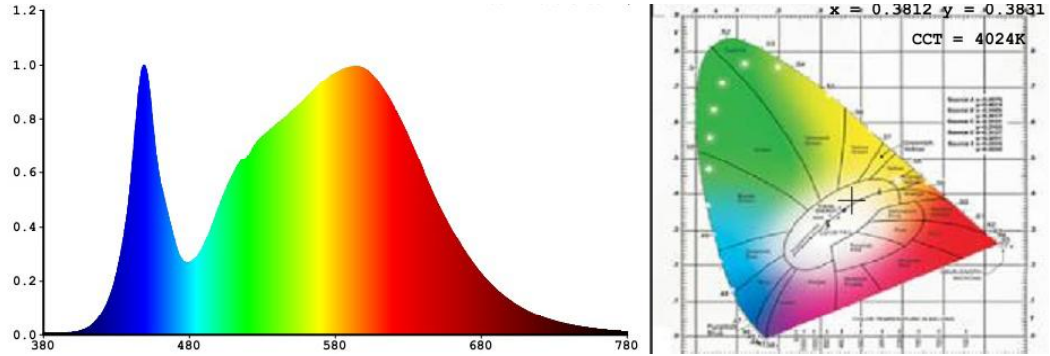
3.3 Color Rendering Details

R1	R2	R3	R4	R5	R6	R7	R8
79	86	93	81	79	82	86	63
R9	R10	R11	R12	R13	R14	R15	-
1	68	79	60	80	96	72	-

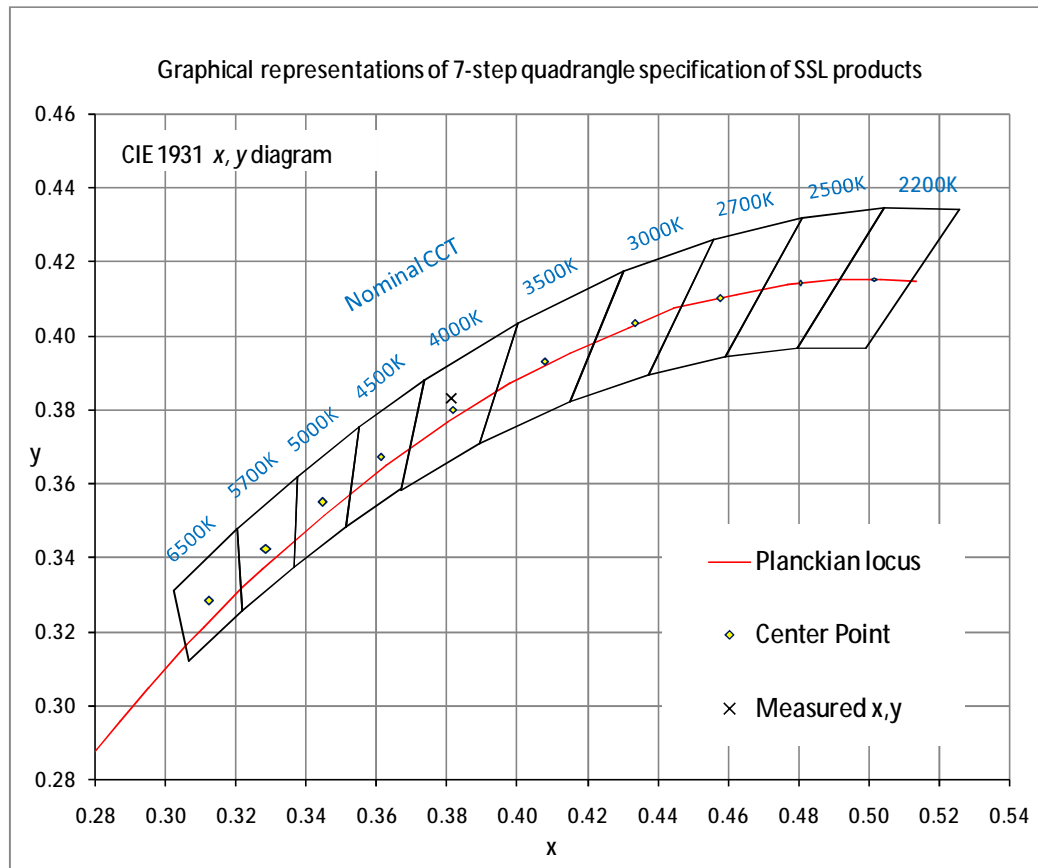
Note: N/A

4. Test Data

4.1 Spectral Distribution



4.2 ANSI Chromaticity Quadrangles Diagram



4.3 Goniometry Test Data

CIE Type	General Diffuse	Basic Luminous Shape	Rectangular w/Sides
Spacing Criteria (0-180)	N.A.	Luminous Length	0.14 m
Spacing Criteria (90-270)	N.A.	Luminous Width	0.09 m
Spacing Criteria (Diagonal)	N.A.	Luminous Height	0.23 m
Test Distance	29.77 m		

4.4 Zonal Lumen Summary

Zone	Lumens	%Lamp	%Fixt
0-20	8.14	0.90	0.90
0-30	24.87	2.90	2.90
0-40	57.67	6.70	6.70
0-60	168.79	19.50	19.50
0-80	329.96	38.10	38.10
0-90	424.95	49.00	49.00
10-90	423.28	48.80	48.80
20-40	49.52	5.70	5.70
20-50	98.46	11.40	11.40
40-70	185.82	21.40	21.40
60-80	161.17	18.60	18.60
70-80	86.47	10.00	10.00
80-90	94.99	11.00	11.00
90-110	184.76	21.30	21.30
90-120	261.27	30.10	30.10
90-130	325.12	37.50	37.50
90-150	412.45	47.60	47.60
90-180	441.99	51.00	51.00
110-180	257.23	29.70	29.70
0-180	866.94	100.00	100.00

Total Luminaire Efficiency = 100.00%

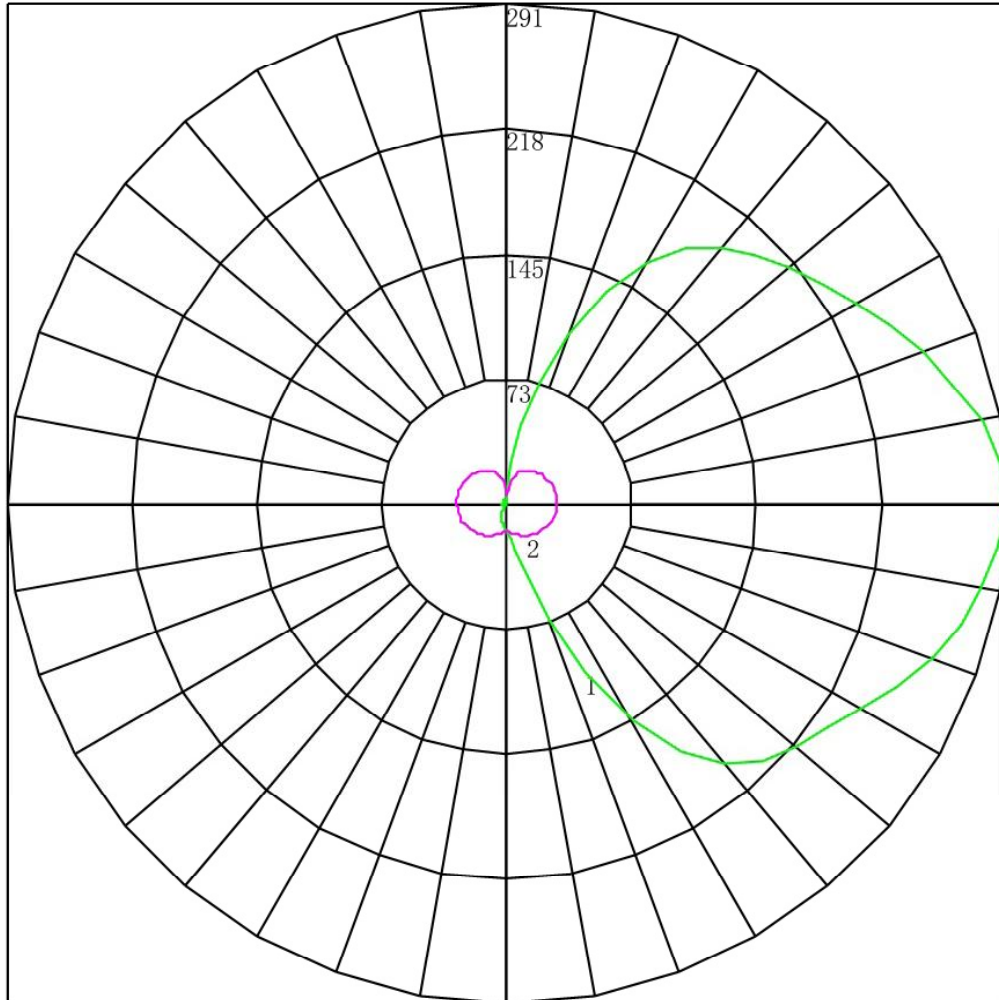
ZONAL LUMEN SUMMARY

Zone	Lumens
0-10	1.66
10-20	6.48
20-30	16.73
30-40	32.80
40-50	48.94
50-60	62.18
60-70	74.70
70-80	86.47
80-90	94.99
90-100	96.14
100-110	88.62
110-120	76.51
120-130	63.85
130-140	50.97
140-150	36.35
150-160	20.45
160-170	7.82
170-180	1.27



LCTECH

4.5 Polar Curves



Maximum Candela = 290.91 Located At Horizontal Angle = 0, Vertical Angle = 90
1 - Vertical Plane Through Horizontal Angles (0 - 180)
2 - Vertical Plane Through Horizontal Angles (90 - 270)

4.6 Candela Tabulation

	<u>0</u>	<u>15</u>	<u>30</u>	<u>45</u>	<u>60</u>	<u>75</u>	<u>90</u>	<u>105</u>	<u>120</u>	<u>135</u>
0	16.314	16.314	16.314	16.314	16.314	16.314	16.314	16.314	16.314	16.314
5	20.714	20.450	20.010	19.206	18.291	17.399	16.483	15.797	15.000	14.448
10	28.871	28.039	26.319	23.873	21.448	19.090	17.071	15.622	14.164	13.024
15	44.452	42.171	36.773	30.624	25.304	21.032	17.828	15.622	13.593	11.956
20	71.857	66.619	53.938	40.081	30.030	23.149	18.753	15.970	13.242	11.111
25	108.793	100.064	78.946	54.253	35.371	25.481	19.804	16.274	13.024	10.265
30	146.280	134.143	106.703	72.900	41.763	27.812	20.898	16.793	12.847	9.553
35	176.709	163.356	132.079	92.618	49.388	30.141	21.949	17.270	12.759	8.885
40	197.973	184.250	150.964	109.984	57.722	32.472	23.000	17.703	12.670	8.263
45	210.988	196.242	164.219	123.962	66.629	34.715	24.051	18.222	12.714	7.908
50	219.512	201.191	173.188	134.889	75.020	36.612	24.850	18.786	12.845	7.461
55	227.211	202.145	178.644	143.681	83.150	38.295	25.691	19.350	13.021	7.327
60	238.392	204.596	183.106	152.937	92.008	39.977	26.532	19.913	13.329	7.238
65	250.674	210.684	188.249	161.361	100.769	41.489	27.247	20.477	13.590	7.238
70	264.331	219.364	193.667	169.157	109.315	42.956	28.046	21.169	13.941	7.327
75	273.863	227.999	199.757	176.057	117.955	44.294	28.550	21.648	14.292	7.416
80	280.828	236.498	206.933	182.927	125.759	45.417	28.971	22.211	14.557	7.549
85	286.694	244.907	213.342	188.293	131.309	46.238	29.181	22.603	14.734	7.594
90	290.910	250.224	216.229	190.656	133.955	46.796	29.265	22.561	14.777	7.638
95	288.436	249.544	215.368	189.950	134.168	47.226	29.349	22.434	14.780	7.728
100	281.287	244.091	210.678	187.192	131.605	47.398	29.265	22.089	14.561	7.685
105	268.913	233.823	203.233	181.675	126.533	47.309	29.055	21.568	14.343	7.685
110	258.006	222.600	194.434	174.633	119.526	46.925	28.718	21.136	14.125	7.686
115	246.000	211.968	187.033	166.704	111.635	46.282	28.214	20.573	13.864	7.686
120	234.910	203.562	181.660	159.834	103.908	45.466	27.625	20.053	13.557	7.688
125	223.819	196.929	177.415	151.732	96.199	44.690	27.079	19.534	13.294	7.688
130	213.921	192.476	173.492	143.724	88.889	43.702	26.448	18.928	12.988	7.596
135	204.480	188.753	168.762	135.095	81.988	42.496	25.607	18.408	12.812	7.641
140	194.032	182.123	160.657	123.837	75.401	40.817	24.808	17.889	12.596	7.909
145	181.109	171.403	147.910	110.172	67.944	38.574	23.883	17.074	12.509	8.045
150	162.778	153.413	129.712	94.332	59.439	35.766	22.453	16.597	12.421	8.221
155	136.473	127.562	106.553	77.379	49.836	32.611	21.066	15.901	11.899	7.778
160	104.761	97.936	81.857	60.971	42.268	29.247	19.804	14.818	10.537	6.672
165	72.590	69.170	59.095	46.829	35.052	25.273	17.492	13.469	8.873	5.385
170	46.469	45.037	39.753	32.505	26.415	20.259	14.170	10.489	7.339	4.456
175	24.655	23.768	22.221	19.970	17.200	14.166	7.863	6.633	4.610	3.190
180	4.540	4.540	4.540	4.540	4.540	4.540	4.540	4.540	4.540	4.540

Vert. Horizontal Angles

	<u>150</u>	<u>165</u>	<u>180</u>
0	16.314	16.314	16.314
5	13.970	13.678	13.656
10	12.213	11.770	11.640
15	10.770	10.088	9.899
20	9.508	8.543	8.249
25	8.246	7.044	6.782
30	6.983	5.680	5.316
35	5.812	4.317	3.849
40	4.865	3.181	2.750
45	4.054	2.363	1.925
50	3.468	1.726	1.375
55	3.107	1.590	1.192
60	2.927	1.499	1.466
65	2.791	1.727	1.741
70	2.836	1.999	2.108
75	2.836	2.136	2.291
80	2.926	2.318	2.383



CANDELA TABULATION - (Cont.)

85	2.926	2.454	2.566
90	3.107	2.545	2.658
95	3.061	2.454	2.566
100	3.061	2.408	2.566
105	3.151	2.318	2.383
110	3.197	2.136	2.108
115	3.241	1.999	1.833
120	3.376	1.953	1.558
125	3.557	1.953	1.375
130	3.918	2.181	1.466
135	4.233	2.453	1.741
140	4.413	2.908	2.200
145	4.684	3.180	2.475
150	4.999	3.589	2.933
155	4.413	3.089	2.933
160	3.559	1.953	1.650
165	2.974	1.045	0.550
170	2.301	0.728	0.367
175	1.902	1.047	0.642
180	4.540	4.540	4.540

Appendix A Product Photo



Picture 1



Picture 2

****End of test report****